PROBLEMA STRUTTURALE

Struttura reticolare: luce 28 metri

Pianta struttura reticolare
SCALA 1:75

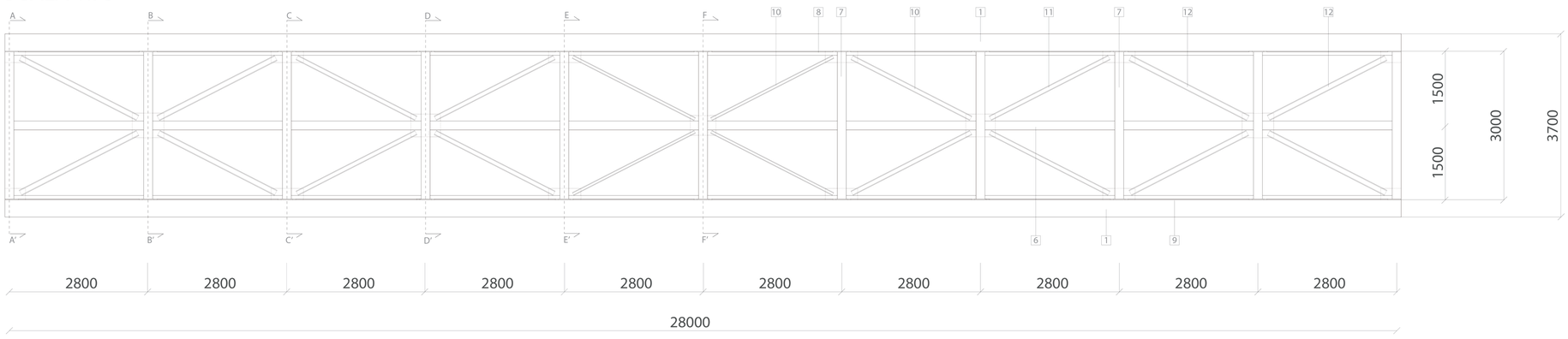

Prospetto struttura reticolare
SCALA 1:75

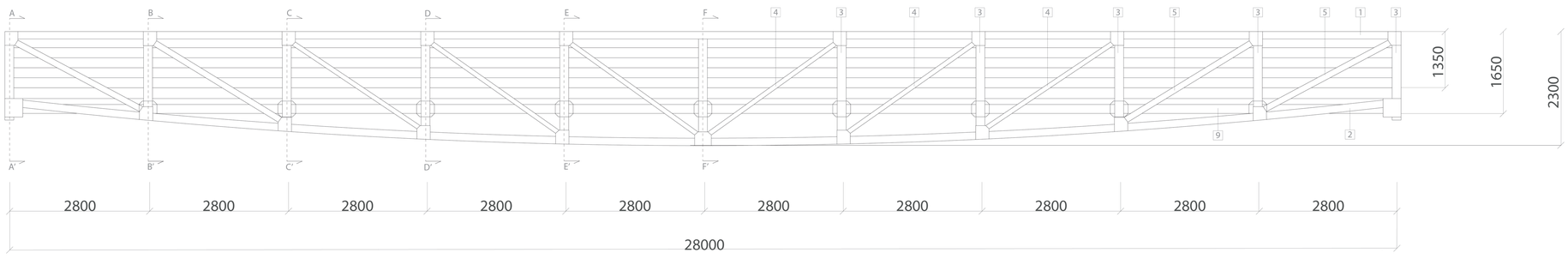

Sezioni
SCALA 1:75

Sezione A-A'

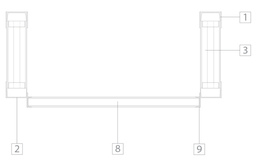

Sezione D-D'

Sezione B-B'

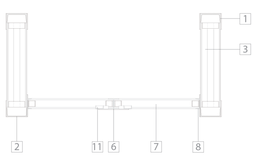

Sezione E-E'

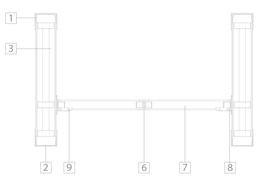

Sezione C-C'

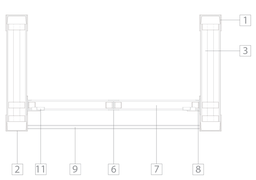

Sezione F-F'

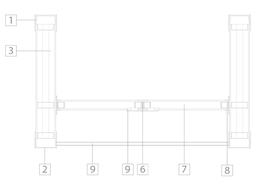

Esploso assonometrico
SCALA 1:75

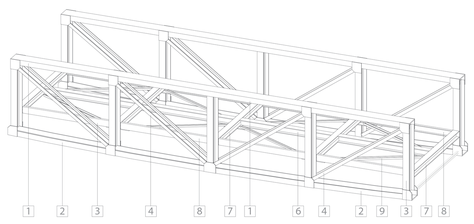

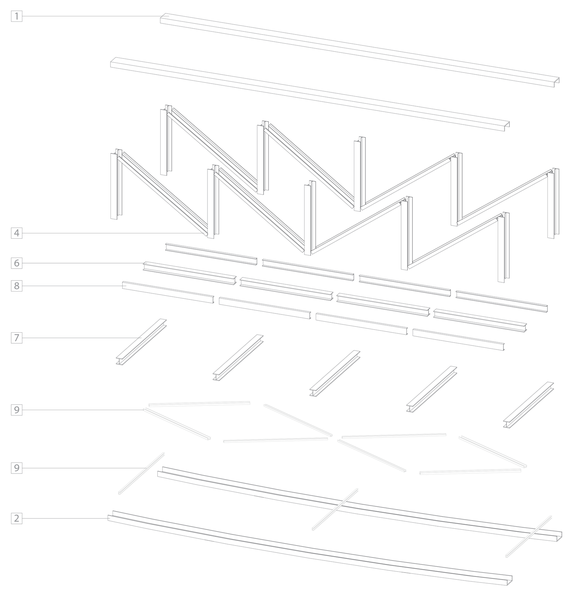

LEGENDA ELEMENTI

1. Trave principale superiore UPN 350
2. Trave principale inferiore UPN 350
3. Montante IPE 400
4. Diagonale IPE 180
5. Diagonale IPE 240
6. Trave principale impalcato HEB 180
7. Traverso impalcato HEB 180
8. Trave di bordo impalcato UPN 180
9. Controvento UPN 65
10. Controvento UPN 100
11. Controvento UPN 120

Viste struttura reticolare



Struttura reticolare: luce 22,4 metri

Pianta struttura reticolare
SCALA 1:75

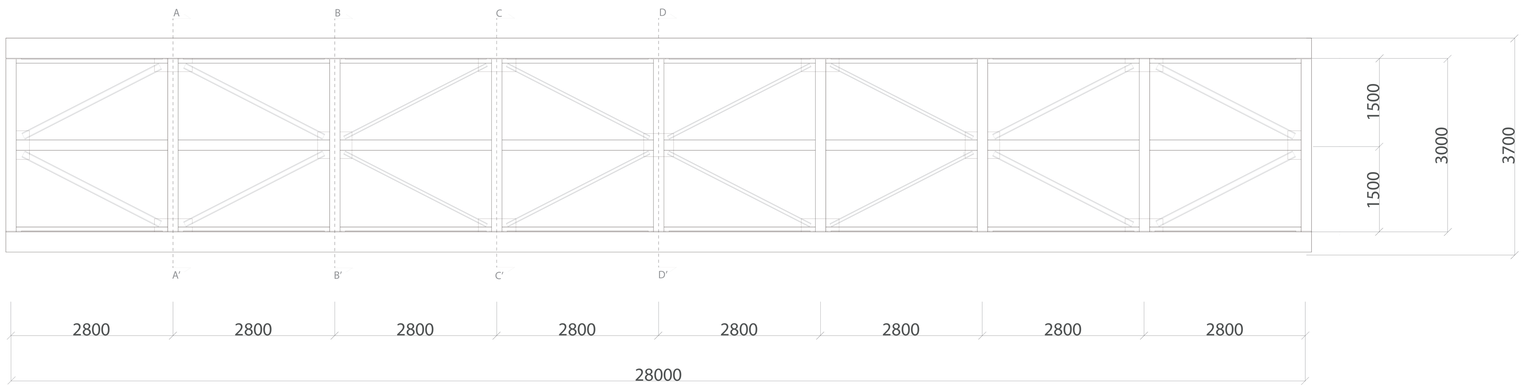

Prospetto struttura reticolare
SCALA 1:75

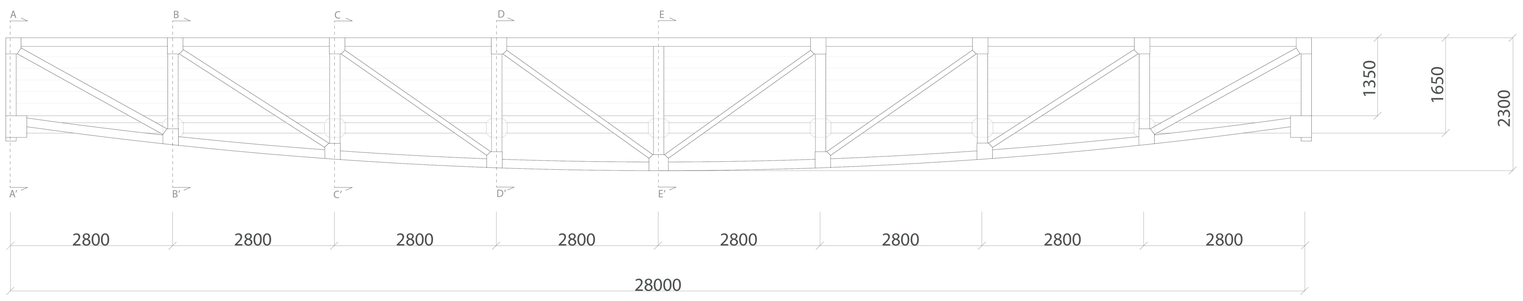

Sezioni
SCALA 1:75

Sezione A-A'

Sezione D-D'

Sezione B-B'

Sezione E-E'

Sezione C-C'

Esploso assonometrico
SCALA 1:75

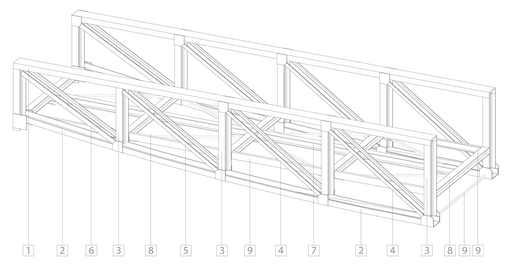

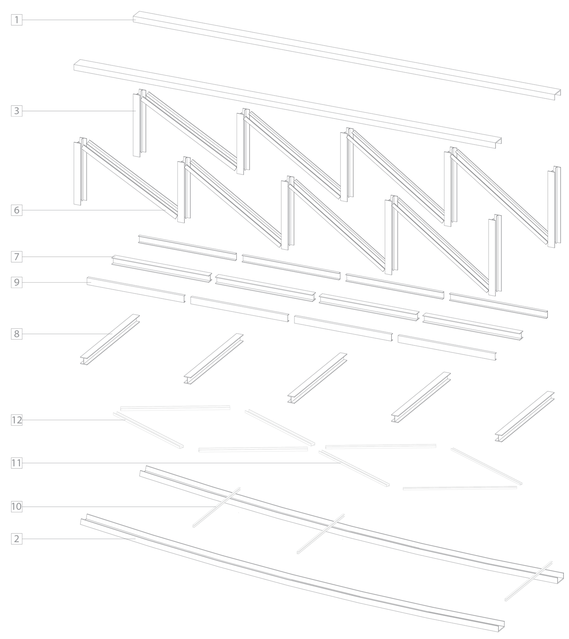

LEGENDA ELEMENTI

1. Trave principale superiore UPN 350
2. Trave principale inferiore UPN 350
3. Montante IPE 400
4. Diagonale IPE 180
5. Diagonale IPE 200
6. Diagonale IPE 240
7. Trave principale impalcato HEB 180
8. Traverso impalcato HEB 180
9. Trave di bordo impalcato UPN 180
10. Controvento UPN 65
11. Controvento UPN 100
12. Controvento UPN 120

Viste appoggi delle strutture reticolari